


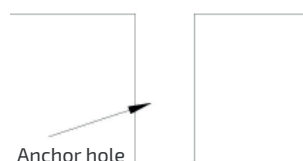
## SCREW A-BLEN BOLLARD

### INSTALLATION EXAMPLE:



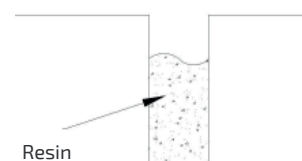
**1.**

Drill a Ø28/30 hole in the ground to install the anchor.



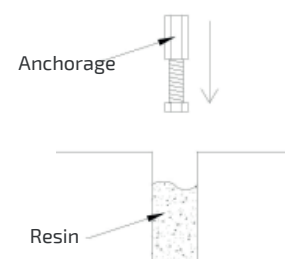
**2.**

Fill the hole you have made with Epoxi resin (not included).



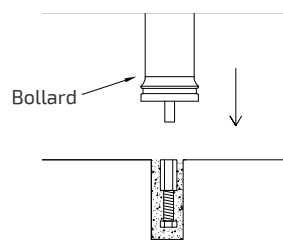
**3.**

Put the anchorage in the hole.



**4.**

Let the resin dry (10 minutes) and then you can screw the bollard.



**5.**

Screw the bollard with the help of the key (not included).

